

OVID Web Gateway Tutorial



TASK 10 - More Fields Icon

TASK 10 More Fields icon

Instructions: Using the **More Fields** icon, find the CAS Registry number for *aspirin*. Click on the "HINTS ?" button for an explanation of the **More Fields** icon and for step by step help with this search. When you have completed your search and are satisfied with the results, click on **QUIZ** to check whether you have searched effectively.

.....

QUIZ

QUIZ QUESTIONS

1. TRUE or FALSE? The CAS Registry for aspirin is 50-78-4

.....

Quiz answer 1

False. The CAS Registry for *aspirin* is 50-78-2 (not 50-78-4)

.....

OVID Web Gateway Tutorial



HINTS - TASK 10

Some of the most common limits for a search are **Author**, **Title** and **Journal**, which we explored in **Task 9**. This task looks briefly at the **More Fields** icon, which you can use to limit a search further.

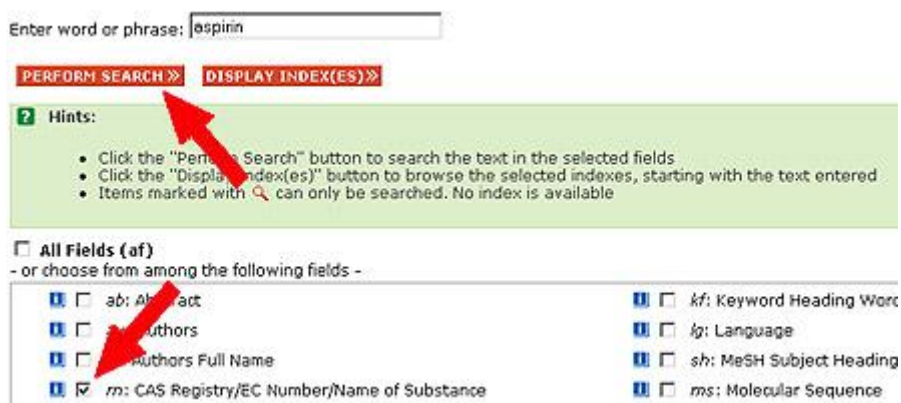
Click on the **More Fields** tab on the Main Search page. You can select any of these fields to limit your search, or you can select the All Fields (af) box to include all of these fields with your search term. If you select nothing, and perform a search, All Fields is selected as default.

Click on **NEXT** for more hints.

Type *aspirin* in the **Enter word or phrase** box, and then select **CAS Registry/EC Number/Name of Substance**. Click on the red **Perform Search** button.

[Note that you could choose to click on the red **Display Index(es)** button. This would display an alphabetical list of terms beginning with *aspirin*, in the **CAS Registry/EC Number/Name of Substance** field].

Screenshot

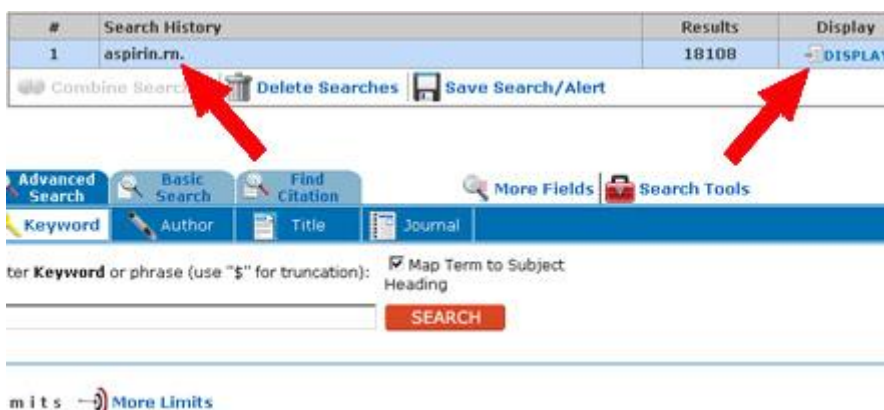


OVID Web Gateway Tutorial



You are now back at the Main Search page, with your search term (*aspirin*) in your Search History. Note that *aspirin* now appears with *.rn.*, indicating that you are searching for *aspirin* in the CAS Registry number/name field. Click on **Display**, which will take you to the first 10 citations for *aspirin*, or simply scroll down the screen to see the first 10 citations.

Screenshot



The CAS Registry number appears in **Complete Reference** for an article. Click on **Complete Reference** for any of the first few articles and scroll down to see the CAS Registry number. Note that *aspirin* appears in red, next to the CAS Registry number.

You may now try **Review Task 10**, or click on **Task 11** in the **Contents** menu on the left.

Screenshot

CAS Registry/EC Number/Name of Substance	50-78-2 (Aspirin).
ISSN	0094-576
Publication Type	Journal Article
Language	English
Entry Date	19980829
Revision Date	20011128
Year of Publication	1995
Update Date	20041220

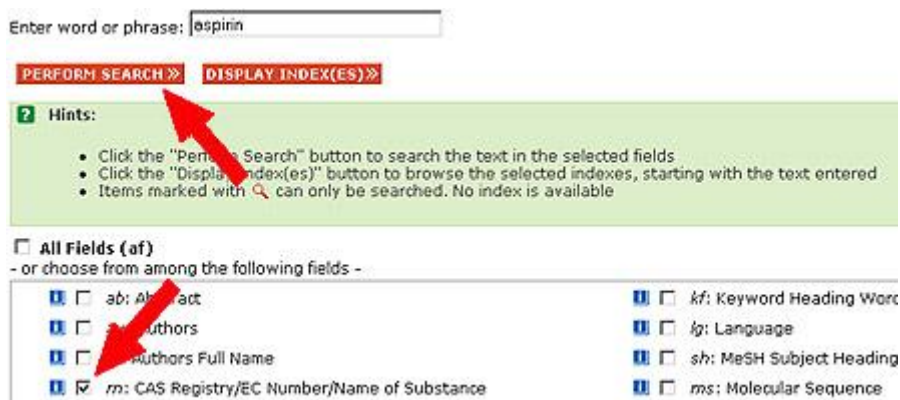
OID Web Gateway Tutorial



REVIEW - TASK 10

Review Task 10 - Question 1

Review Task 10 looks at what you learned in Task 10 about using More Fields. Try the questions that follow.

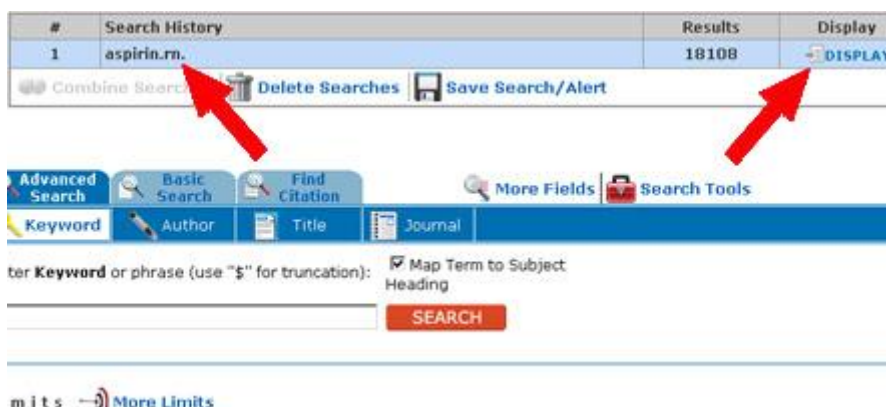


YES OR NO? In the **More Fields** tab, All Fields is selected as default.

Review Task 10 - Answer 1

Yes. In the **More Fields** tab, All Fields is selected as default, but you may choose any of the available fields.

Review Task 10 - Question 2



YES OR NO? After selecting a field in **More Fields**, your Search History will show your search term with two letters after it which represent the field abbreviation. For example, if you limited your search to CAS Registry, your search term will appear in Search History with **.rn.** after it.

Review Task 10 - Answer 2

OVID Web Gateway Tutorial



Yes. If you have selected the CAS Registry field, your search term will appear in Search History with .rn. after it (eg aspirin.rn.)

END OF TASK 10